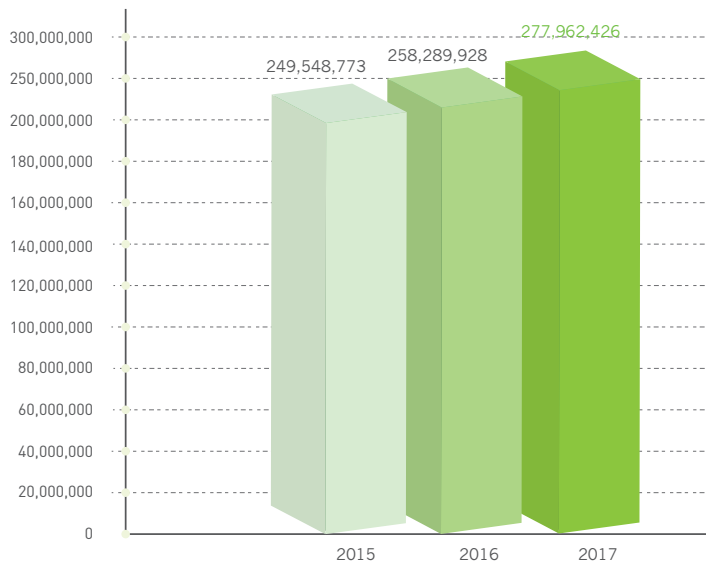


# IKHTISAR KEUANGAN

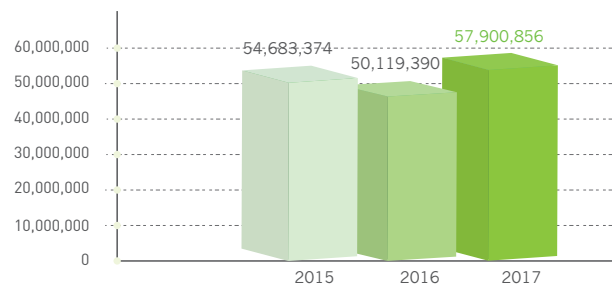
FINANCIAL HIGHLIGHTS

( dalam Ribuan Rupiah / in thousand Rupiah )	2017	2016	2015
Aset Lancar / Current Assets	76,792,447	47,296,732	42,030,555
Aset Tidak Lancar / Non-Current assets	201,169,979	210,993,196	207,518,218
<b>Jumlah Aset / Total Assets</b>	<b>277,962,426</b>	<b>258,289,928</b>	<b>249,548,773</b>
Liabilitas Jangka Pendek / Short Term Liabilities	38,049,383	32,183,154	32,962,635
Liabilitas Jangka Panjang / Long Term Liabilities	19,851,473	17,936,236	21,720,739
<b>Jumlah Liabilitas / Total Liabilities</b>	<b>57,900,856</b>	<b>50,119,390</b>	<b>54,683,374</b>
<b>Jumlah Ekuitas Bersih / Total Equity Net</b>	<b>220,061,570</b>	<b>208,170,538</b>	<b>194,865,399</b>
<b>Jumlah Liabilitas &amp; Ekuitas Bersih / Total Liabilities &amp; Equity Net</b>	<b>277,962,426</b>	<b>258,289,928</b>	<b>249,548,773</b>
Laporan Laba Rugi dan Penghasilan Komprehensif Lain / Income Statement and Other Comprehensive Income	2017	2016	2015
Pendapatan Usaha / Operating Revenues	106,559,023	102,943,251	97,396,500
Beban Pokok / Basic Expenses	(37,309,994)	(37,689,039)	(35,869,096)
<b>Laba Kotor / Gross Earnings</b>	<b>69,249,029</b>	<b>65,254,212</b>	<b>61,527,404</b>
Beban Usaha / Operating Expenses	(43,865,081)	(40,887,511)	(38,639,922)
Pendapatan lainnya / Other Income	931,304	1,153,441	1,667,042
<b>Laba Usaha / Operating Earnings</b>	<b>26,315,252</b>	<b>25,520,142</b>	<b>24,554,524</b>
Pendapatan (Beban) Lain-lain / Other Income (Expenses)	4,802,324	4,033,149	2,807,424
Laba sebelum Beban / (Penghasilan) Pajak / Earnings Before Tax Income/ (Expenses)	31,117,576	29,553,291	27,361,948
Pendapatan (Beban) Pajak / Tax Income (Expenses)	(5,253,702)	(4,699,896)	(4,792,813)
<b>Laba Bersih / Net Earnings</b>	<b>25,863,874</b>	<b>24,853,395</b>	<b>22,569,135</b>
Pendapatan komprehensif lain / Other Comprehensive Income	(1,316,158)	(269,904)	980,761
<b>Jumlah Laba komprehensif tahun berjalan / Total Comprehensive Profit for the Current Year</b>	<b>24,547,716</b>	<b>24,583,491</b>	<b>23,549,897</b>
Jumlah saham yang beredar (lembar) / Number of Outstanding Shares	1,299	1,299	1,299
Laba per Saham (dalam rupiah) / Earning per Stock (in Rupiah)	19,910,604	19,132,714	17,374,239
Rasio Keuangan / Financial Ratio	2017	2016	2015
Rasio Lancar / Current Ratio (Aktiva lancar : Liabilitas Lancar) / (Current Assets : Current Liabilities)	201.82%	146.96%	127.51%
Rasio Liabilitas terhadap Ekuitas / Liabilities to Equity Ratio (Total Liabilitas : Total Ekuitas) / (Total Liabilities : Total Equity)	26.31%	24.08%	28.06%
Rasio Liabilitas terhadap Jumlah Aset / Liabilities to Total Assets Ratio (Total Liabilitas : Total Aset) / (Total Liabilities : Total Assets)	20.83%	19.40%	21.91%
Rasio Laba terhadap Jumlah Aset / Earnings to Total Assets Ratio (Laba Bersih : Total Aset) / (Net Earnings : Total Assets)	9.30%	9.62%	9.04%
Rasio Laba terhadap Jumlah Ekuitas / Earnings to Total Equity Ratio (Laba Bersih : Modal Sendiri) / (Net Earnings : Owner's Equity)	11.75%	11.94%	11.58%
Marjin Laba Kotor / Gross Profit Margin (Laba Kotor : Pendapatan Usaha) / (Gross Earnings : Operating Revenues)	64.99%	63.39%	63.17%
Marjin Laba Usaha / Operating Revenues Margin (Laba Usaha : Pendapatan Usaha) / (Operating Earnings : Operating Revenues)	24.70%	24.79%	25.21%
Marjin Laba Bersih / Net Earnings Margin (Laba Bersih : Pendapatan Usaha) / (Net Earnings : Operating Earnings)	24.27%	24.14%	23.17%

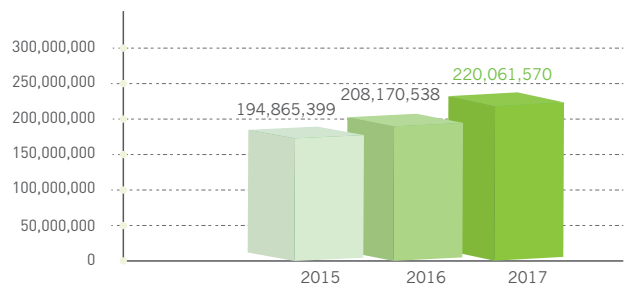
JUMLAH ASET / TOTAL ASSETS



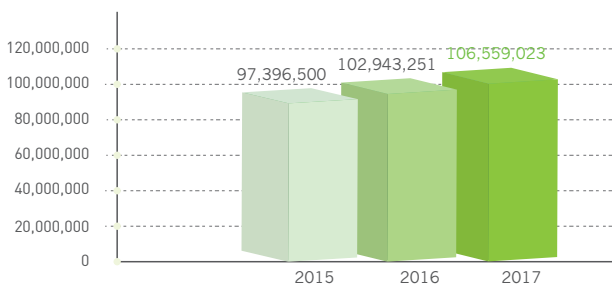
JUMLAH LIABILITAS / TOTAL LIABILITIES



JUMLAH EKUITAS / TOTAL EQUITY



PENDAPATAN USAHA / OPERATING REVENUES



LABA BERSIH / NET EARNINGS

